

FOR RELEASE FEBRUARY 10, 2019

Climate Change Still Seen as the Top Global Threat, but Cyberattacks a Rising Concern

Worries about ISIS and North Korea persist, as fears about American power grow

BY *Jacob Poushter and Christine Huang*

FOR MEDIA OR OTHER INQUIRIES:

Jacob Poushter, Associate Director, Global Research
Stefan Cornibert, Communications Manager

202.419.4372

www.pewresearch.org

RECOMMENDED CITATION

Pew Research Center, February, 2019, "Climate Change Still Seen as the Top Global Threat, but Cyberattacks a Rising Concern"

About Pew Research Center

Pew Research Center is a nonpartisan fact tank that informs the public about the issues, attitudes and trends shaping America and the world. It does not take policy positions. The Center conducts public opinion polling, demographic research, content analysis and other data-driven social science research. It studies U.S. politics and policy; journalism and media; internet, science and technology; religion and public life; Hispanic trends; global attitudes and trends; and U.S. social and demographic trends. All of the Center's reports are available at www.pewresearch.org. Pew Research Center is a subsidiary of The Pew Charitable Trusts, its primary funder.

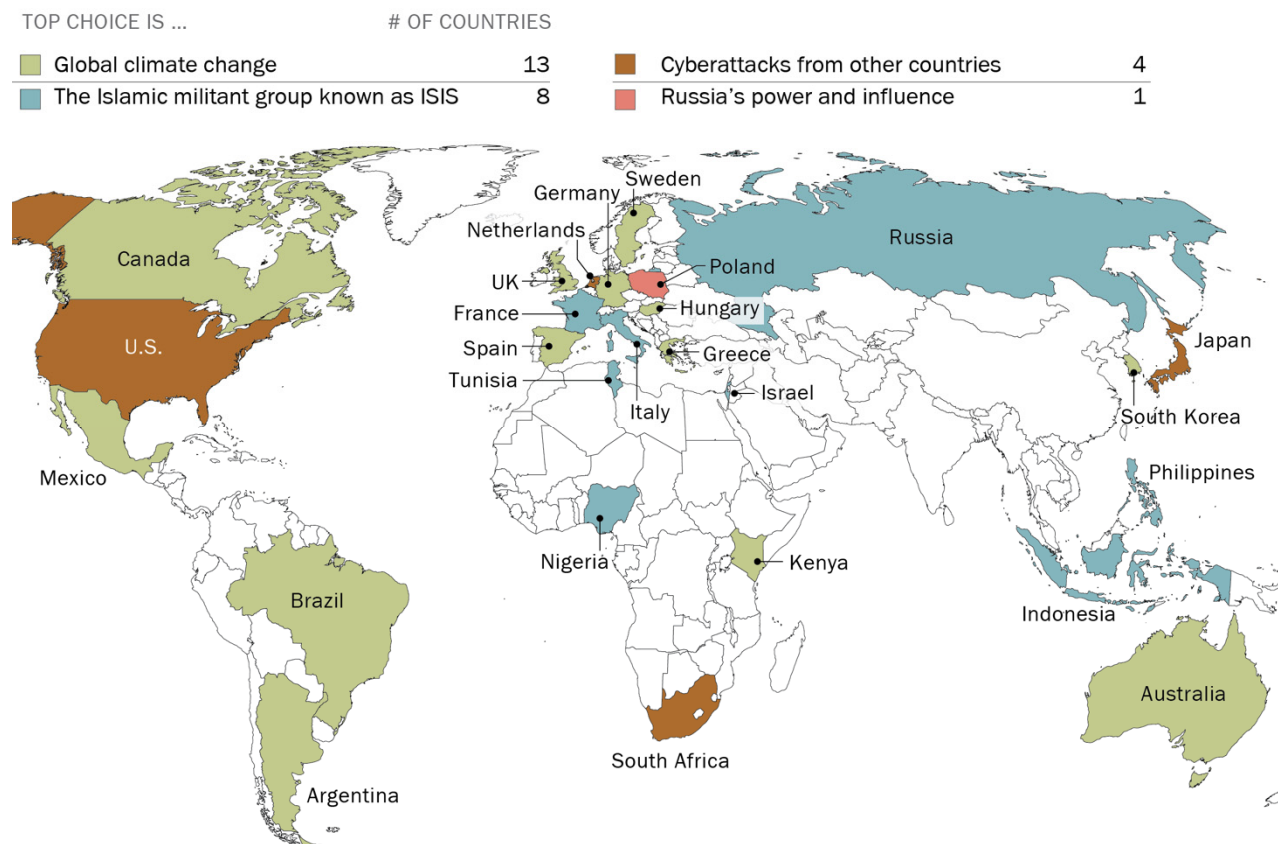
© Pew Research Center 2019

Climate Change Still Seen as the Top Global Threat, but Cyberattacks a Rising Concern

Worries about ISIS and North Korea persist, as fears about American power grow

The Intergovernmental Panel on Climate Change released [a report](#) last year expressing serious concerns about the possible impacts of climate change, both in the near and distant future. Broadly speaking, people around the world agree that climate change poses a severe risk to their countries, according to a 26-nation survey conducted in the spring of 2018. In 13 of these countries, people name climate change as the top international threat.

Climate change is seen by more countries as a top international threat, but many people also name ISIS and cyberattacks as their top security concern



Note: U.S. power and influence question not asked in the U.S., and Russia's power and influence question not asked in Russia.
Source: Spring 2018 Global Attitudes Survey. Q22a-h.

PEW RESEARCH CENTER

But global warming is just one of many concerns. Terrorism, specifically from the Islamic extremist group known as ISIS, and cyberattacks are also seen by many as major security threats. In eight of the countries surveyed, including Russia, France, Indonesia and Nigeria, ISIS is seen as the top threat. In four nations, including Japan and the United States, people see cyberattacks from other countries as their top international concern. One country, Poland, names Russia's power and influence as its top threat, but few elsewhere say Russia is a major concern.

More publics name climate change and ISIS as top two threats, but cyberattacks are a major concern

___ is a major threat to our country

	Top threat	Global climate change	The Islamic militant group known as ISIS	Cyberattacks from other countries	North Korea's nuclear program	The condition of the global economy	U.S. power and influence	Russia's power and influence	China's power and influence
		%	%	%	%	%	%	%	%
U.S.	Cyberattacks	59	<u>62</u>	74	58	44	*	50	48
Canada	Climate	66	54	<u>57</u>	47	41	46	32	31
France	ISIS	<u>83</u>	87	67	55	46	49	40	40
Germany	Climate	71	<u>68</u>	66	47	29	49	30	33
Greece	Climate	90	69	63	63	<u>88</u>	48	33	38
Hungary	Climate	66	<u>59</u>	35	51	28	17	26	22
Italy	ISIS	<u>71</u>	80	45	56	50	22	20	33
Netherlands	Cyberattacks	<u>70</u>	67	72	39	28	37	42	25
Poland	Russia	55	<u>59</u>	53	53	23	18	65	26
Spain	Climate	81	<u>75</u>	59	59	57	42	41	35
Sweden	Climate	69	<u>61</u>	55	41	27	34	40	22
UK	Climate	66	<u>64</u>	<u>64</u>	40	41	37	45	29
Russia	ISIS	<u>43</u>	62	36	30	40	<u>43</u>	*	20
Australia	Climate	60	<u>59</u>	58	47	44	36	34	51
Indonesia	ISIS	56	81	56	57	<u>60</u>	52	31	43
Japan	Cyberattacks	<u>75</u>	52	81	73	52	66	49	69
Philippines	ISIS	67	79	<u>69</u>	61	48	29	38	56
South Korea	Climate	86	63	81	67	74	67	44	<u>82</u>
Israel	ISIS	38	47	<u>42</u>	36	35	15	28	18
Tunisia	ISIS	61	81	65	41	<u>66</u>	61	30	27
Kenya	Climate	71	64	<u>65</u>	56	58	41	37	34
Nigeria	ISIS	41	61	47	41	<u>49</u>	39	33	30
South Africa	Cyberattacks	<u>59</u>	43	61	46	54	42	38	40
Argentina	Climate	73	53	58	50	<u>67</u>	57	33	39
Brazil	Climate	72	53	61	59	<u>66</u>	53	43	43
Mexico	Climate	80	34	60	57	63	<u>64</u>	31	31

* Question not asked in country.

Note: **Bolded** figures note the top concern in each country. Underlined figures note the second-highest concern in each country.

Source: Spring 2018 Global Attitudes Survey. Q22a-h.

PEW RESEARCH CENTER

Many people also express fears about North Korea's nuclear program, but in none of the 26 countries do people rate it as one of their top two concerns (even in neighboring South Korea).

Fewer still rate the condition of the global economy as their top international concern, although it remains a pertinent issue in many countries, especially in places where [ratings for the national economy](#) are overwhelmingly negative, such as Greece and Brazil.

And while a median of less than half across the nations in the survey say the influence of the U.S. is a major threat to their countries, more people now say it is a threat than in 2013 and 2017. Indeed, in 10 countries, roughly half or more now claim that American power is a major threat to their nation – including 64% who say this in Mexico, where ratings for the U.S. have [turned sharply negative](#) since the election of President Donald Trump.

At the bottom of the threats list is China's power and influence, although roughly half or more in South Korea, Japan, the Philippines, Australia and the U.S. name China as a major threat.

These are among the findings of a Pew Research Center survey conducted among 27,612 respondents in 26 countries from May 14 to Aug. 12, 2018.

Changing threats in a changing world

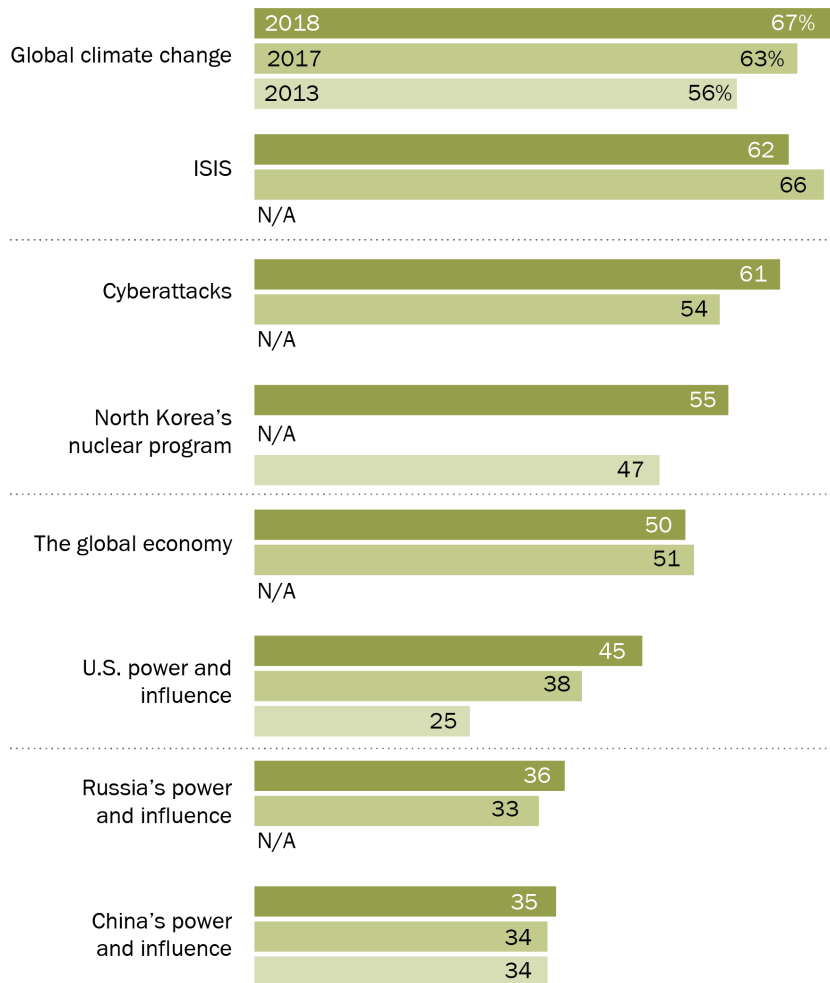
There have been substantial changes over time on many of the eight international threats asked about in the 2018 survey. For example, in 2013, well before the Paris climate agreement was signed, a median of 56% across 23 countries surveyed said global climate change was a major threat to their country. That climbed to 63% in 2017, and in 2018 it stands at 67%.

Since 2013, worries about the climate threat have increased significantly in 13 of the countries where data are available. The biggest increases have been in France (up 29 percentage points) and Mexico (up 28 points), but there have been double-digit rises in the U.S., UK, Germany, Spain, Kenya, Canada, South Africa and Poland as well.

In 2013, a little less than half across the countries surveyed said North Korea's nuclear program was a major threat (47%). But in 2018, a median of 55% name the issue as a major threat. Worries about the nuclear threat have risen substantially in many countries over the past five years, especially in the countries surveyed across Africa and Latin America.

Publics around the world increasingly see climate change, cyberattacks and American power as threats

___ is a major threat to our country



Note: Figures are medians across 23 countries surveyed in 2013, 2017 and 2018. Hungary, Netherlands and Sweden not included due to lack of trend data from 2013. U.S. power and influence question not asked in the U.S., and Russia's power and influence question not asked in Russia.

Source: Spring 2018 Global Attitudes Survey. Q22a-h.

PEW RESEARCH CENTER

There has also been a substantial jump in those who see cyberattacks from other countries as a top threat. In 2018, a median of 61% across the countries see cyberthreats as a serious concern, up from 54% who said this in 2017.

In the past few years there have been multiple headline-grabbing cybersecurity breaches in places as varied [as the U.S.](#), [Japan](#) and [South Africa](#). Since 2017, there have been double-digit rises in those saying cyberattacks from other countries are a major threat to their country in Tunisia (up 25 percentage points), the Netherlands (+15 points), Greece (+12), Sweden (+11) and Canada (+10).

Meanwhile, there has been a decrease since 2017 in the number of countries that see ISIS as the top security threat. Substantial double-digit declines among those saying ISIS is a major threat occurred over the past year in Israel (down 16 points), Spain (-13), the U.S. (-12), Greece (-10) and Japan (-10).

Views on the global economy and China as major threats have remained roughly the same since 2017.

The largest change in sentiment among the global threats tracked are for those who see U.S. power and influence as a major threat to their countries. In 2013, only a quarter across 22 nations saw American power as a major threat to their country, but that jumped substantially to 38% in 2017, the year after Trump was elected president, and to 45% in 2018.

In fact, in 18 of the 22 countries surveyed in both 2013, when Barack Obama was the U.S. president, and 2018, there has been a statistically significant increase in those who name the U.S. as a major threat. This includes

People see U.S. power and influence as a greater threat in the Trump era

U.S. power and influence is a major threat to our country

	2013	2017	2018	'13-'18 Change
	%	%	%	
Germany	19	35	49	▲ 30
France	20	36	49	▲ 29
Mexico	38	61	64	▲ 26
Brazil	27	47	53	▲ 26
Tunisia	36	50	61	▲ 25
Spain	17	59	42	▲ 25
Canada	23	38	46	▲ 23
Nigeria	17	38	39	▲ 22
South Africa	24	35	42	▲ 18
Japan	49	62	66	▲ 17
Australia	19	35	36	▲ 17
Argentina	41	49	57	▲ 16
UK	22	35	37	▲ 15
Italy	10	20	22	▲ 12
Kenya	31	45	41	▲ 10
Indonesia	44	55	52	▲ 8
Russia	37	37	43	▲ 6
Israel	9	17	15	▲ 6
Philippines	25	25	29	▲ 4
South Korea	66	70	67	▲ 1
Greece	49	44	48	▲ 1
Poland	23	15	18	▼ 5
MEDIAN	25	38	45	

Note: Statistically significant changes in **bold**. Hungary, Netherlands and Sweden not included due to lack of trend data from 2013.

Source: Spring 2018 Global Attitudes Survey. Q22b.

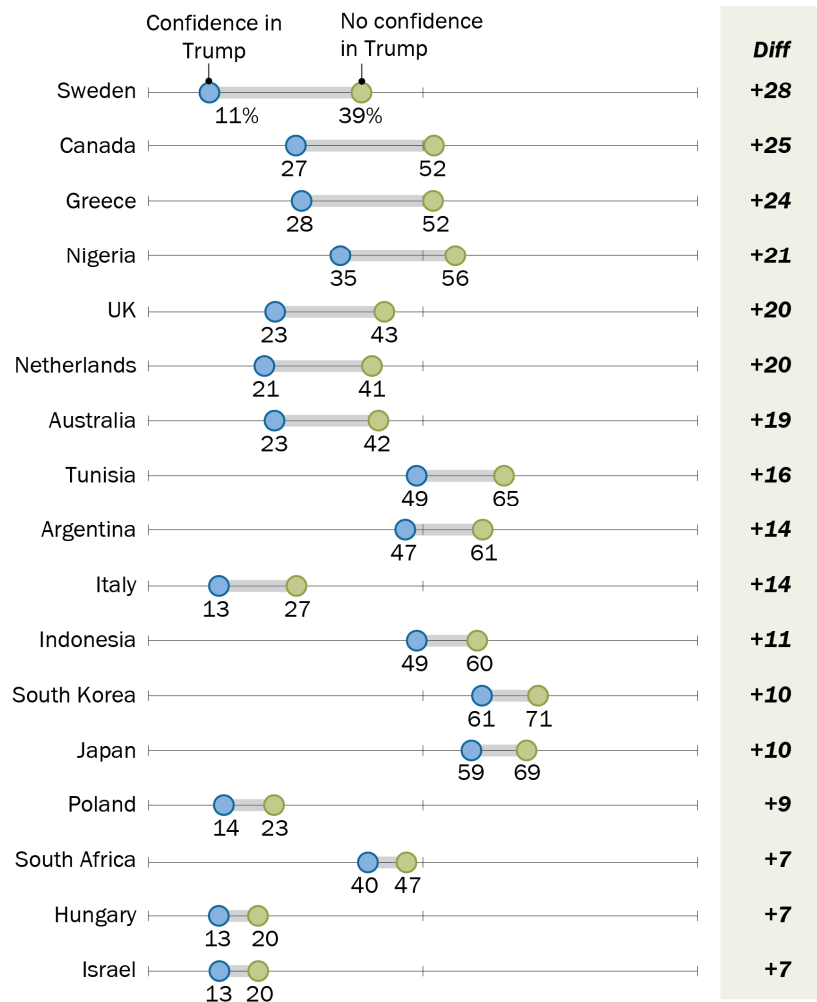
PEW RESEARCH CENTER

increases of 30 percentage points in Germany, 29 points in France and 26 points in Brazil and Mexico.

There is also a strong connection between seeing America as a threat and lack of confidence in U.S. President Donald Trump. In 17 of the countries surveyed, people who have little or no confidence in the U.S. president are more likely than those who do have confidence in Trump to name U.S. power and influence as a top threat. This difference is most acute among America's traditional allies, such as Canada, the UK and Australia, where overall views of the U.S. and its president have plummeted in recent years.

Perceptions of America as a threat are tied to overall confidence in President Trump

U.S. power and influence is a major threat to our country



Note: Only statistically significant differences shown.

Source: Spring 2018 Global Attitudes Survey. Q22b.

PEW RESEARCH CENTER

In Europe and North America, many name climate change as top threat, but ISIS and cybersecurity are also pressing issues

Across the 10 European countries surveyed, climate change and ISIS are clearly seen as major international threats, although a median of about half or more also name cyberattacks and North Korea's nuclear program as top concerns.

Russia's power and influence is seen as a major threat by a median of four-in-ten across the continent, about the same share that sees U.S. power and influence as a threat (median of 37%). Meanwhile, only 35% see the condition of the global economy as a major threat, as European countries have mostly recovered from the Great Recession and subsequent euro crisis. A median of 31% see China as a major threat.

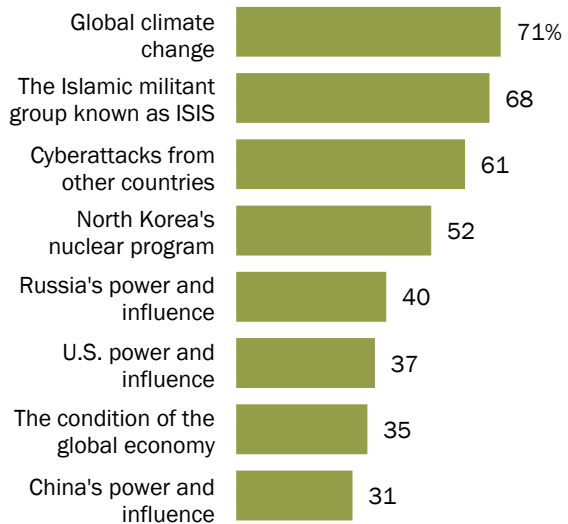
In terms of individual nations surveyed within Europe, majorities in every country name climate change and ISIS as major threats to their countries. However, six of these countries offer climate change as the top concern, while only two name ISIS. In the Netherlands, more people say cyberattacks from other countries is the top threat, while in Poland, more say Russia's power and influence is their major international concern.

And while few across Europe say the condition of the global economy is a major threat to their country, 88% in Greece do. Despite some rising concerns about American power and influence, no more than half in any European country say U.S. power is a major threat, although nearly half hold this view in France (49%), Germany (49%) and Greece (48%).

Since 2013, there has been a significant increase in the share naming climate change a major threat in seven of the European countries surveyed in both years. This includes a 29-percentage-point increase in France, an 18-point increase in the UK, 17 points in Spain and 15 points in Germany.

Across Europe, climate change and ISIS seen as top threats

___ is a major threat to our country



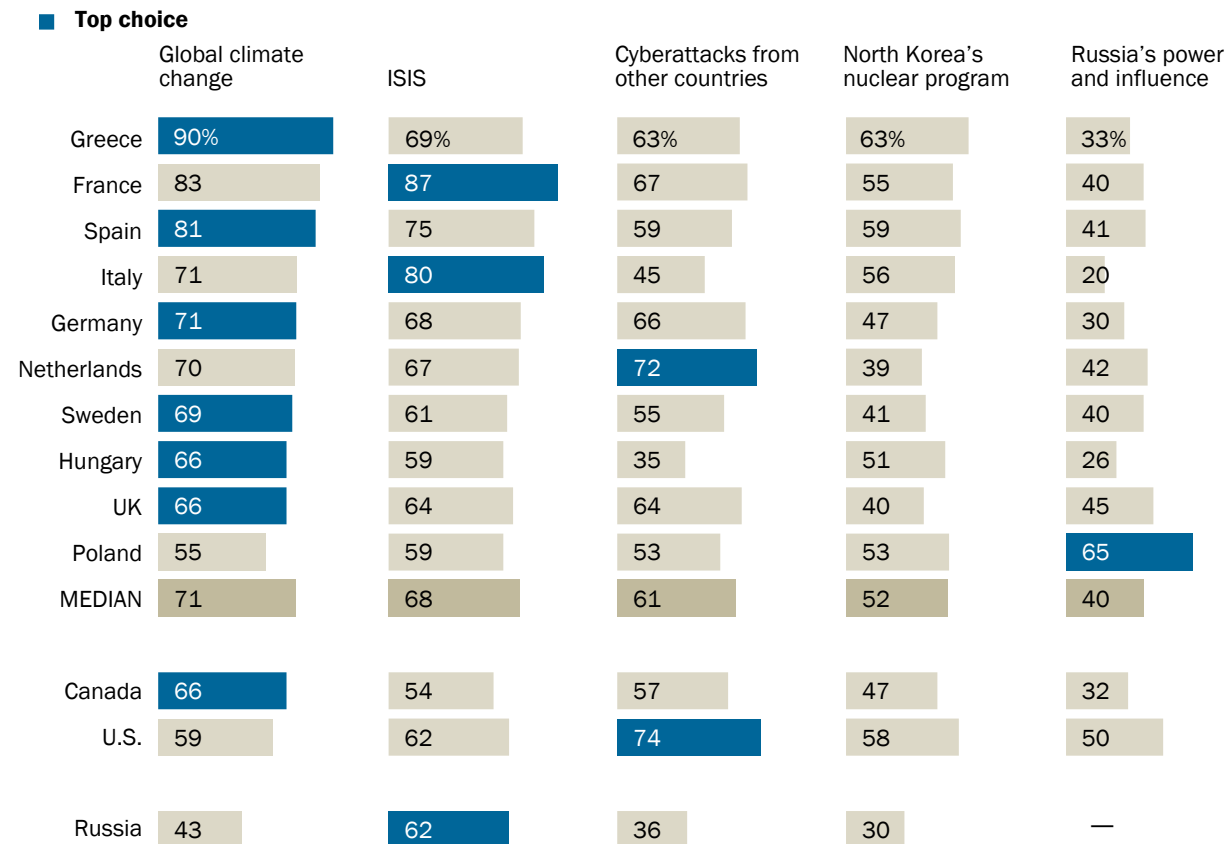
Note: Figures represent medians across 10 European countries.
Source: Spring 2018 Global Attitudes Survey. Q22a-h.

PEW RESEARCH CENTER

There are some notable differences between American and Canadian views about the top threats facing their countries. Americans are chiefly concerned about cyberattacks, although majorities also see ISIS (62%), climate change (59%) and North Korea's nuclear program (58%) as major threats. Since 2017, worries about ISIS are down 12 percentage points among Americans.

Across much of Europe and North America, climate change is a top concern, but so are ISIS and cyberattacks

___ is a major threat to our country



Source: Spring 2018 Global Attitudes Survey. Q22c-g.

PEW RESEARCH CENTER

By contrast, more Canadians say global climate change is a major threat to their country than say the same about cyberattacks (57%) or ISIS (54%). Cybersecurity has grown as a concern in Canada since 2017, when fewer than half (47%) said it was a major threat.

Russians are relatively untroubled by cyberattacks from other countries (only 36% say it is a major threat) but are concerned about ISIS (62% major threat). Generally, Russians are among the least concerned about all the various threats tested in the survey relative to other countries.

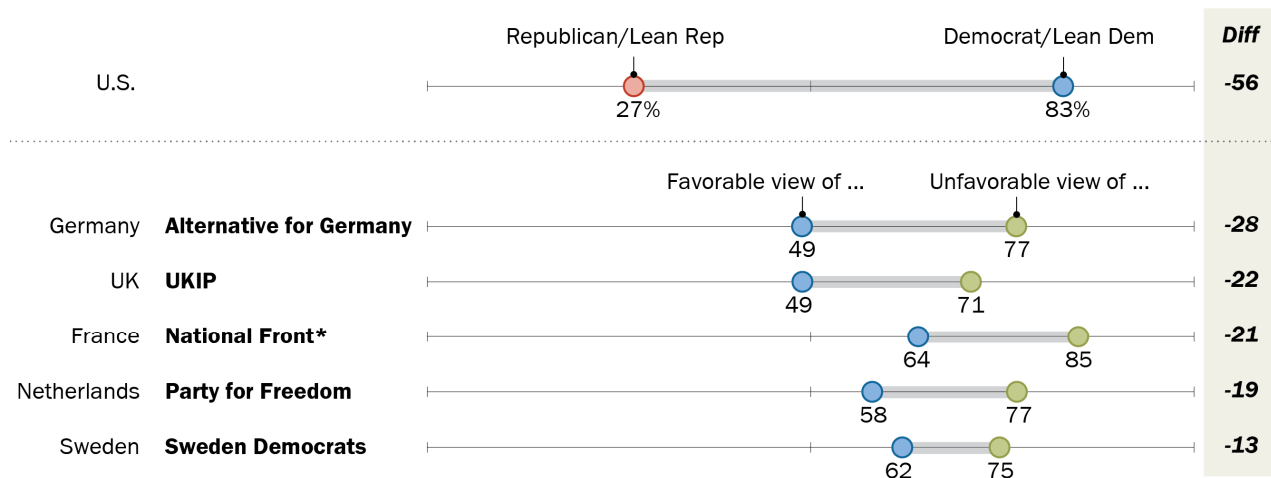
Partisan and ideological divides on climate and terrorism threats

On a variety of threats, but especially on climate change and ISIS, there are sharp ideological and partisan divides in Europe and North America.

For example, in the U.S., Republicans and those who lean toward the Republican Party are 56 percentage points less likely to believe that global climate change is a major threat to their country than are Democrats and those who lean toward the Democratic Party. While this partisan divide is substantial, it is not unique.

Supporters of right-wing populist parties in Europe and, to a greater degree, Republicans in U.S. are more skeptical of climate change as a major threat

Global climate change is a major threat to our country



* On June 1, 2018, Marine Le Pen announced that the National Front would be renamed Rassemblement National, or National Rally.
Source: Spring 2018 Global Attitudes Survey. Q22d.

PEW RESEARCH CENTER

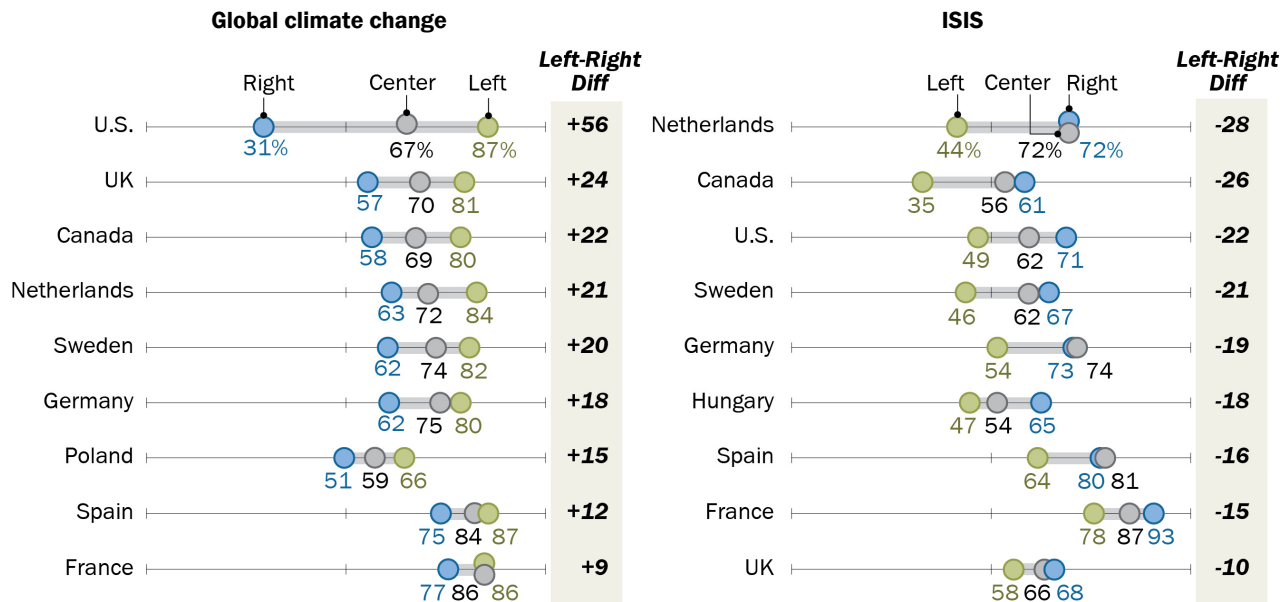
In Europe, supporters of some right-wing populist parties are less concerned than others about climate change. For instance, those with a favorable view of Alternative for Germany (AfD) are 28 percentage points less likely to say that climate change is a major threat to their country than those who do not support that party. Double-digit differences on this issue also appear between supporters and nonsupporters of UKIP in the UK, National Front (now National Rally) in France, the Party for Freedom (PVV) in the Netherlands, and the Sweden Democrats in Sweden.

There are also strong ideological divides on the threat perceptions of climate change and ISIS across Europe and North America. In nine of the 12 European and North American countries surveyed, those on the ideological left are more concerned about the threat of global climate change than those on the right. This is especially the case in the U.S., where nearly nine-in-ten (87%) among those on the left say global warming is a top concern, versus only 31% on the right who say this.

Conversely, those on the political right in Europe and North America are often more concerned about ISIS than are those on the left. This includes ideological differences of more than 20 percentage points in the Netherlands, Canada, the U.S. and Sweden on the ISIS threat.

Across Europe and North America, those on the ideological left are more concerned about climate change, while those on the right point to ISIS as the top threat

___ is a major threat to our country



Note: Only statistically significant differences shown. In U.S., ideology is defined as conservative (right), moderate (center) and liberal (left). Source: Spring 2018 Global Attitudes Survey. Q22d,e.

PEW RESEARCH CENTER

A slight education divide on the threat of climate change exists in many European and North American countries surveyed, where those with more education are more inclined to say it is a threat than those with less education. In contrast to worries about climate change, in eight countries, those with less education are more likely to say ISIS is a major threat than their more-educated counterparts.

Women in many countries surveyed are also more concerned about the threat of North Korea's nuclear weapons program than are men. Overall, double-digit differences between men and women on the North Korean threat appear in nine of the countries surveyed in Europe and North America, with the biggest gap in Sweden.

Women are generally more concerned than men about North Korea's nuclear program, global climate change and ISIS in Europe and North America

___ is a major threat to our country

	North Korea's nuclear program			Global climate change			ISIS		
	Men	Women	Diff	Men	Women	Diff	Men	Women	Diff
	%	%		%	%		%	%	
France	45	65	+20	82	83	+1	82	92	+10
Germany	37	56	+19	69	73	+4	64	73	+9
Greece	62	64	+2	88	92	+4	67	71	+4
Hungary	51	50	-1	71	62	-9	61	56	-5
Italy	57	55	-2	72	71	-1	81	79	-2
Netherlands	32	46	+14	67	73	+6	62	71	+9
Poland	44	61	+17	48	61	+13	53	63	+10
Spain	51	67	+16	75	87	+12	71	78	+7
Sweden	31	53	+22	64	75	+11	53	70	+17
UK	30	50	+20	61	71	+10	60	69	+9
U.S.	49	68	+19	51	66	+15	55	69	+14
Canada	38	56	+18	59	72	+13	48	60	+12
Russia	29	31	+2	37	47	+10	57	67	+10

Note: Statistically significant differences in **bold**.

Source: Spring 2018 Global Attitudes Survey. Q22d, e & g.

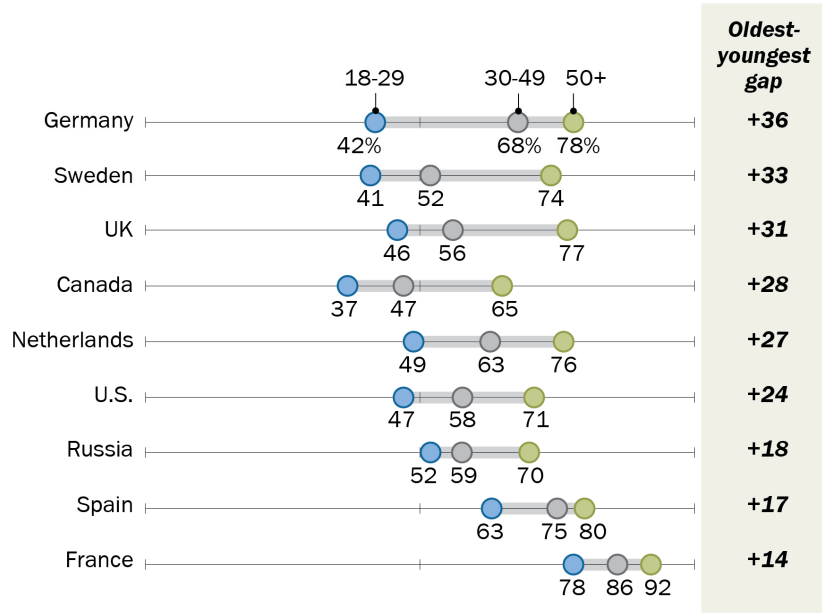
PEW RESEARCH CENTER

In seven countries, women are more concerned about climate change than are men. In Poland, 61% of women name it as a major threat, compared with 48% of men. Women are also generally more worried than men about the ISIS threat (this is true in 10 countries in North America and Europe).

On the risk posed by ISIS, there are significant age divides in many of the countries surveyed. For example, in Germany, 78% of those ages 50 and older are worried about the ISIS threat, compared with only 42% among 18- to 29-year-old Germans.

In Europe and North America, older people are more concerned about ISIS

ISIS is a major threat to our country



Source: Spring 2018 Global Attitudes Survey. Q22e.

PEW RESEARCH CENTER

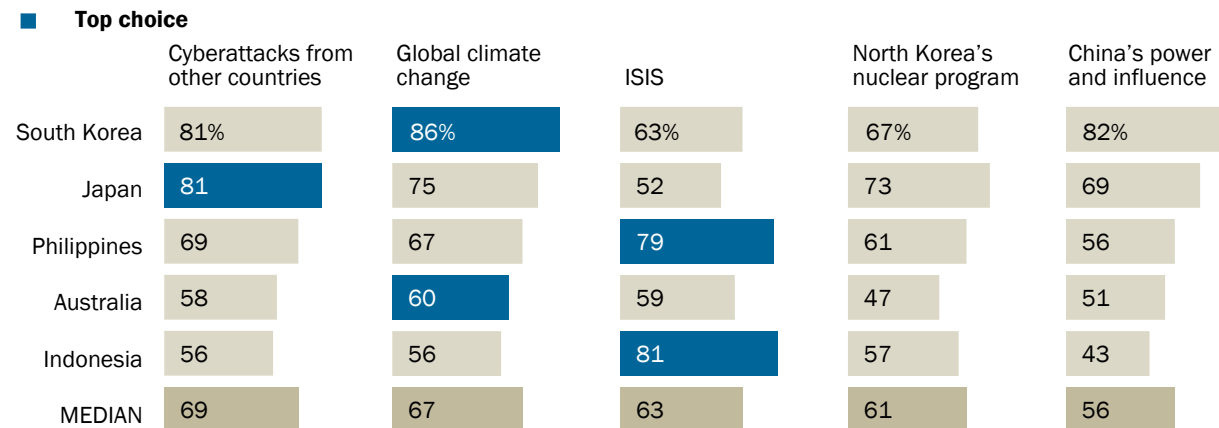
In Asia-Pacific, a variety of threats are of concern, but cyberattacks and climate change are pre-eminent

Across the five Asia-Pacific countries surveyed, cyberattacks, climate change and ISIS are all mentioned as top concerns by at least one country. In Japan, it is cyberattacks, while in South Korea and Australia, it is climate change. ISIS is named as the top threat in the Philippines and Indonesia, nations where Islamic extremist violence has occurred frequently over the past 15 years.

Asia-Pacific publics also express concern about North Korea's nuclear program and China's power and influence. In South Korea, more rate China's power as a major threat (82%) than the DPRK's nuclear program (67%). Since 2013, concern about North Korea has fallen substantially in South Korea, from 82% in 2013 to 67% in 2018. Over that time, perceptions of China as a threat have grown in four of the nations surveyed in the region, particularly in Australia (up 20 points) and Indonesia (up 16).

Cyberattacks, climate change and ISIS are top concerns in Asia-Pacific

___ is a major threat to our country



Source: Spring 2018 Global Attitudes Survey. Q22a, d-g.

PEW RESEARCH CENTER

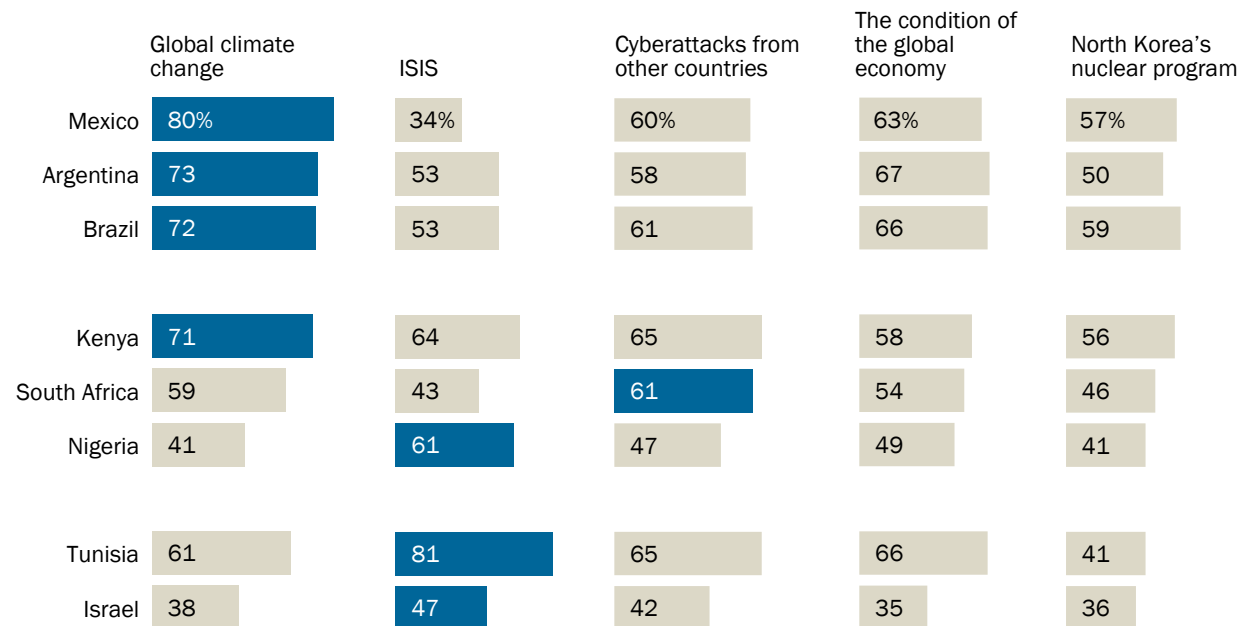
Climate change and ISIS rank as top threats across Latin America, Africa and the Middle East

Among the three Latin American countries surveyed, global climate change continues to rank as the top concern, extending an [established trend](#). Eight-in-ten Mexicans say climate change is a major threat, marking an 8-percentage-point increase from 2017 and a 28-point increase since the question was first asked in 2013. Almost three-quarters of Argentines (73%) and Brazilians (72%) name climate change as a major threat.

Climate change is seen as top threat in Latin America

___ is a major threat to our country

■ Top choice



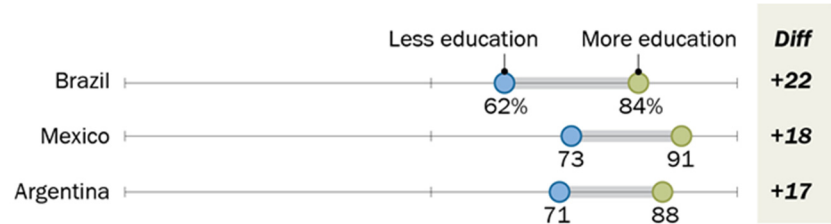
Source: Spring 2018 Global Attitudes Survey. Q22d-g.

PEW RESEARCH CENTER

Education plays a significant role in how Latin American respondents evaluate the climate change threat. In Brazil, for example, more than eight-in-ten (84%) of those with a secondary education or higher say climate change is a major threat, compared with 62% of those with less education – a 22-point difference. Additionally, 85% of Brazilians in the ideological center are concerned about climate change, versus 74% of those on the left and 69% among the ideological right.

In Latin America, those with more education show greater concern about climate change

Climate change is a major threat to our country



Note: All differences are statistically significant.
Source: Spring 2018 Global Attitudes Survey. Q22d.

PEW RESEARCH CENTER

Majorities in the Latin America region express significant concern about the condition of the global economy. More than six-in-ten in all three countries surveyed there name it a large threat, making it the second-highest concern in Argentina and Brazil and the third-highest in Mexico. Half or more of people in these nations also see North Korea's nuclear program and cyberattacks from other countries as major threats.

The three sub-Saharan African countries surveyed express distinct top concerns. ISIS stands out as the greatest threat in Nigeria, where the ISIS-affiliated terrorist groups Boko Haram and Islamic State in West Africa have a [strong presence](#). About six-in-ten (61%) categorize the group as a major concern, an 8-point increase since the question was first asked in 2016.

In Kenya, where droughts and extreme weather events have [negatively affected](#) agriculture, the public feels most threatened by global climate change (71%). This is true across gender, age, income and education groups. Majorities also see ISIS, cyberattacks, the global economy and North Korea's nuclear program as major threats.¹

For South Africans, cyberattacks from abroad are considered most threatening; 61% categorize them as a large threat. Climate change closely follows as a significant concern, with roughly six-in-ten respondents (59%) naming it as a major threat. Education and income are linked to concern

¹ The survey in Kenya was conducted before the [January 2019 attack](#) by the al-Qaida-linked terrorist group al-Shabab on a Nairobi hotel-office complex that left 21 people dead.

about climate change in South Africa: Those with more education or incomes higher than the median are more likely to see climate change as a major threat.

Across the Middle Eastern, sub-Saharan African and Latin American countries surveyed, there are a variety of international concerns, but generally, climate change and ISIS are seen as top threats.

In both Tunisia and Israel, ISIS is considered the top threat. Roughly eight-in-ten Tunisians (81%) see the militant Islamic group as a major threat. They are additionally apprehensive about the condition of the world economy, cyberattacks and climate change. About six-in-ten (61%) also say U.S. power and influence are a major threat to their country.

Israelis also see ISIS as the top international threat among those tested. However, only 47% label it a major threat, illustrating Israel's relatively low level of concern about all threat items tested. Roughly four-in-ten see cyberattacks (42%) and climate change (38%) as pressing threats.

Jewish Israelis are more likely than the country's Arabs to be worried about North Korea's nuclear program, ISIS, cyberattacks from other countries and the condition of the global economy. On the other hand, Arabs are more likely to categorize U.S. power and influence as a large threat.

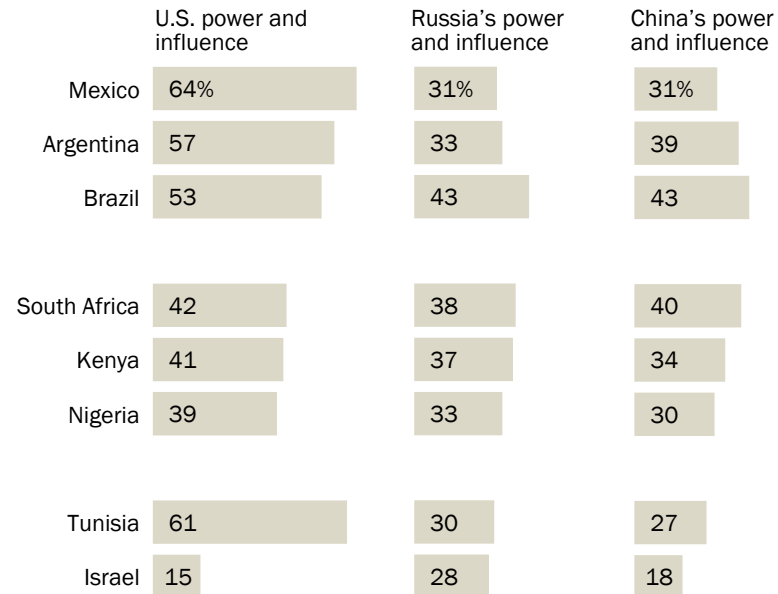
Ideology also affects how Israelis perceive global threats. Israelis on the ideological right are more likely than those on the left to see North Korea's nuclear program (42% vs. 21%) and ISIS (53% vs. 36%) as major threats. Those on the right are also less concerned about climate change (32% vs. 46%) and the condition of the global economy (35% vs. 49%) than are those on the left.

Compared with concerns about Russian or Chinese influence, worries about U.S. power and influence are relatively high in Argentina, Brazil, Mexico and Tunisia. More than half in these countries say U.S. power is a major threat to their country. By comparison, concerns about the U.S. are relatively lower in sub-Saharan Africa and Israel. In none of these countries does a majority express concern about Russian or Chinese power.

Apprehension about U.S. power has also increased over time in these countries. In Brazil, Mexico and Tunisia, concerns have gone up by more than 25 percentage points from 2013 to 2018. Worries have increased the least in Israel (up 6 points).

In Latin America and Tunisia, U.S. power seen as more concerning than that of China or Russia

___ is a major threat to our country



Source: Spring 2018 Global Attitudes Survey. Q22a-c.

PEW RESEARCH CENTER

Acknowledgments

This report is a collaborative effort based on the input and analysis of the following individuals.

Jacob Poushter, *Associate Director, Global Research*

Christine Huang, *Research Assistant*

Leila Barzegar, *Communications Associate*

James Bell, *Vice President, Global Strategy*

Alexandra Castillo, *Research Associate*

Stefan Cornibert, *Communications Manager*

Claudia Deane, *Vice President, Research*

Kat Devlin, *Research Associate*

Moira Fagan, *Research Assistant*

Janell Fetterolf, *Research Associate*

Courtney Johnson, *Research Associate*

Michael Keegan, *Information Graphics Designer*

David Kent, *Copy Editor*

Clark Letterman, *Senior Researcher*

Martha McRoy, *Research Methodologist*

Patrick Moynihan, *Associate Director, International Research Methods*

Stacy Pancratz, *International Survey Methodologist*

Audrey Powers, *Senior Operations Associate*

Ariana Rodriguez-Gitler, *Digital Producer*

Laura Silver, *Senior Researcher*

Christine Tamir, *Research Assistant*

Kyle Taylor, *Research Analyst*

Richard Wike, *Director, Global Attitudes Research*

Methodology

About the Pew Research Center's Spring 2018 Global Attitudes Survey

Results for the survey are based on telephone and face-to-face interviews conducted under the direction of D3 Systems, Inc., Kantar Public UK, Kantar Public Korea and Langer Research Associates. The results are based on national samples, unless otherwise noted. More details about our international survey methodology and country-specific sample designs are [available here](#).

Detailed information on survey methods for this report

General information on international survey research

Topline Questionnaire

**Pew Research Center
Spring 2018 Survey
February 10, 2019 Release**

Methodological notes:

- Survey results are based on national samples. For further details on sample designs, see Methodology section and our [international survey methods database](#).
- Due to rounding, percentages may not total 100%. The topline “total” columns show 100%, because they are based on unrounded numbers.
- Not all questions included in the Spring 2018 survey are presented in this topline. Omitted questions have either been previously released or will be released in future reports.

		Q22a. I'd like your opinion about some possible international concerns for (survey country). Do you think that ____ is a major threat, a minor threat or not a threat to (survey country)? a. China's power and influence				
		Major threat	Minor threat	Not a threat	DK/Refused	Total
United States	Spring, 2018	48	38	10	4	100
	Spring, 2017	41	45	11	3	100
	Spring, 2013	44	38	13	6	100
Canada	Spring, 2018	31	47	19	3	100
	Spring, 2017	25	48	21	7	100
	Spring, 2013	34	45	16	5	100
France	Spring, 2018	40	44	14	2	100
	Spring, 2017	37	40	20	2	100
	Spring, 2013	44	35	21	0	100
Germany	Spring, 2018	33	53	11	3	100
	Spring, 2017	21	57	17	5	100
	Spring, 2013	38	45	13	3	100
Greece	Spring, 2018	38	18	39	5	100
	Spring, 2017	31	27	37	4	100
	Spring, 2013	34	22	42	2	100
Hungary	Spring, 2018	22	40	34	5	100
	Spring, 2017	26	40	27	7	100
Italy	Spring, 2018	33	32	27	8	100
	Spring, 2017	39	35	19	8	100
	Spring, 2013	52	28	15	4	100
Netherlands	Spring, 2018	25	51	20	3	100
	Spring, 2017	19	54	23	4	100
Poland	Spring, 2018	26	40	25	9	100
	Spring, 2017	29	34	25	12	100
	Spring, 2013	39	36	18	7	100
Spain	Spring, 2018	35	42	20	3	100
	Spring, 2017	51	26	16	8	100
	Spring, 2013	38	40	18	3	100
Sweden	Spring, 2018	22	54	21	3	100
	Spring, 2017	13	55	28	4	100
United Kingdom	Spring, 2018	29	44	22	6	100
	Spring, 2017	32	46	14	8	100
	Spring, 2013	29	44	20	7	100
Russia	Spring, 2018	20	39	33	9	100
	Spring, 2017	19	44	33	4	100
	Spring, 2013	31	37	25	8	100
Australia	Spring, 2018	51	37	10	3	100
	Spring, 2017	39	47	13	1	100
	Spring, 2013	31	44	23	3	100
Indonesia	Spring, 2018	43	26	17	13	100
	Spring, 2017	43	31	17	9	100
	Spring, 2013	27	38	27	8	100

		Q22a. I'd like your opinion about some possible international concerns for (survey country). Do you think that ____ is a major threat, a minor threat or not a threat to (survey country)? a. China's power and influence				
		Major threat	Minor threat	Not a threat	DK/Refused	Total
Japan	Spring, 2018	69	22	7	3	100
	Spring, 2017	64	25	7	5	100
	Spring, 2013	74	17	7	2	100
Philippines	Spring, 2018	56	25	16	3	100
	Spring, 2017	47	30	18	4	100
	Spring, 2013	47	40	10	3	100
South Korea	Spring, 2018	82	13	4	1	100
	Spring, 2017	83	13	3	1	100
	Spring, 2013	76	17	6	1	100
Israel	Spring, 2018	18	35	44	3	100
	Spring, 2017	21	37	39	3	100
	Spring, 2013	20	38	40	2	100
Tunisia	Spring, 2018	27	13	52	8	100
	Spring, 2017	20	14	55	11	100
	Spring, 2013	17	18	49	16	100
Kenya	Spring, 2018	34	27	27	12	100
	Spring, 2017	35	20	28	16	100
	Spring, 2013	27	43	27	2	100
Nigeria	Spring, 2018	30	24	29	16	100
	Spring, 2017	29	26	34	11	100
	Spring, 2013	8	21	58	13	100
South Africa	Spring, 2018	40	23	28	9	100
	Spring, 2017	39	24	24	13	100
	Spring, 2013	40	23	26	11	100
Argentina	Spring, 2018	39	17	27	17	100
	Spring, 2017	30	18	39	13	100
	Spring, 2013	23	23	43	12	100
Brazil	Spring, 2018	43	21	24	11	100
	Spring, 2017	34	22	31	13	100
	Spring, 2013	25	30	40	5	100
Mexico	Spring, 2018	31	29	29	11	100
	Spring, 2017	22	33	33	13	100
	Spring, 2013	37	28	27	9	100

		Q22b. I'd like your opinion about some possible international concerns for (survey country). Do you think that ____ is a major threat, a minor threat or not a threat to (survey country)? b. the United States' power and influence				
		Major threat	Minor threat	Not a threat	DK/Refused	Total
Canada	Spring, 2018	46	34	18	2	100
	Spring, 2017	38	36	23	3	100
	Spring, 2016	28	42	26	5	100
	Spring, 2013	23	39	36	2	100
France	Spring, 2018	49	36	14	1	100
	Spring, 2017	36	43	20	1	100
	Spring, 2016	28	38	33	1	100
	Spring, 2013	20	38	42	0	100
Germany	Spring, 2018	49	39	10	2	100
	Spring, 2017	35	45	17	3	100
	Spring, 2016	25	48	25	3	100
	Spring, 2013	19	48	30	2	100
Greece	Spring, 2018	48	17	32	3	100
	Spring, 2017	44	22	31	3	100
	Spring, 2016	43	23	30	4	100
	Spring, 2013	49	16	33	3	100
Hungary	Spring, 2018	17	41	38	5	100
	Spring, 2017	22	39	33	6	100
	Spring, 2016	23	43	30	3	100
Italy	Spring, 2018	22	26	45	7	100
	Spring, 2017	20	35	39	6	100
	Spring, 2016	21	30	43	6	100
	Spring, 2013	10	28	57	5	100
Netherlands	Spring, 2018	37	43	18	2	100
	Spring, 2017	26	48	25	2	100
	Spring, 2016	18	43	36	3	100
Poland	Spring, 2018	18	28	49	5	100
	Spring, 2017	15	29	50	6	100
	Spring, 2016	25	28	41	7	100
	Spring, 2013	23	35	35	6	100
Spain	Spring, 2018	42	37	20	2	100
	Spring, 2017	59	20	17	4	100
	Spring, 2016	42	23	31	4	100
	Spring, 2013	17	41	40	2	100
Sweden	Spring, 2018	34	45	19	2	100
	Spring, 2017	22	54	21	2	100
	Spring, 2016	12	49	39	1	100
United Kingdom	Spring, 2018	37	33	26	4	100
	Spring, 2017	35	39	23	4	100
	Spring, 2016	24	36	35	4	100
	Spring, 2013	22	37	36	5	100

		Q22b. I'd like your opinion about some possible international concerns for (survey country). Do you think that ____ is a major threat, a minor threat or not a threat to (survey country)? b. the United States' power and influence				
		Major threat	Minor threat	Not a threat	DK/Refused	Total
Russia	Spring, 2018	43	34	18	5	100
	Spring, 2017	37	42	17	4	100
	Spring, 2013	37	39	17	6	100
Australia	Spring, 2018	36	39	24	1	100
	Spring, 2017	35	41	22	2	100
	Spring, 2016	22	41	36	1	100
	Spring, 2013	19	39	40	2	100
Indonesia	Spring, 2018	52	18	16	14	100
	Spring, 2017	55	18	17	11	100
	Spring, 2013	44	29	21	6	100
Japan	Spring, 2018	66	20	11	3	100
	Spring, 2017	62	22	12	4	100
	Spring, 2016	52	30	14	4	100
	Spring, 2013	49	35	13	3	100
Philippines	Spring, 2018	29	30	37	4	100
	Spring, 2017	25	31	38	5	100
	Spring, 2013	25	37	35	2	100
South Korea	Spring, 2018	67	18	15	1	100
	Spring, 2017	70	17	12	1	100
	Spring, 2013	66	20	14	1	100
Israel	Spring, 2018	15	19	63	2	100
	Spring, 2017	17	24	58	1	100
	Spring, 2013	9	18	70	3	100
Tunisia	Spring, 2018	61	12	22	5	100
	Spring, 2017	50	14	27	9	100
	Spring, 2013	36	20	29	15	100
Kenya	Spring, 2018	41	24	26	8	100
	Spring, 2017	45	16	25	13	100
	Spring, 2016	37	23	33	7	100
	Spring, 2013	31	31	34	4	100
Nigeria	Spring, 2018	39	22	24	14	100
	Spring, 2017	38	28	26	8	100
	Spring, 2016	32	30	26	13	100
	Spring, 2013	17	22	47	13	100
South Africa	Spring, 2018	42	23	25	10	100
	Spring, 2017	35	27	24	13	100
	Spring, 2016	38	23	26	13	100
	Spring, 2013	24	30	36	10	100
Argentina	Spring, 2018	57	14	16	13	100
	Spring, 2017	49	20	20	11	100
	Spring, 2013	41	25	24	10	100

		Q22b. I'd like your opinion about some possible international concerns for (survey country). Do you think that ____ is a major threat, a minor threat or not a threat to (survey country)? b. the United States' power and influence				
		Major threat	Minor threat	Not a threat	DK/Refused	Total
Brazil	Spring, 2018	53	19	18	10	100
	Spring, 2017	47	22	20	11	100
	Spring, 2013	27	27	42	4	100
Mexico	Spring, 2018	64	21	11	4	100
	Spring, 2017	61	24	12	3	100
	Spring, 2013	38	32	24	5	100

		Q22c. I'd like your opinion about some possible international concerns for (survey country). Do you think that ____ is a major threat, a minor threat or not a threat to (survey country)? c. Russia's power and influence				
		Major threat	Minor threat	Not a threat	DK/Refused	Total
United States	Spring, 2018	50	36	9	4	100
	Spring, 2017	47	41	9	3	100
Canada	Spring, 2018	32	46	17	5	100
	Spring, 2017	30	47	17	7	100
France	Spring, 2018	40	39	20	1	100
	Spring, 2017	45	39	14	2	100
Germany	Spring, 2018	30	51	18	2	100
	Spring, 2017	33	53	12	2	100
Greece	Spring, 2018	33	18	46	3	100
	Spring, 2017	24	24	50	3	100
Hungary	Spring, 2018	26	41	27	5	100
	Spring, 2017	28	45	22	6	100
Italy	Spring, 2018	20	32	39	9	100
	Spring, 2017	31	35	25	9	100
Netherlands	Spring, 2018	42	46	11	1	100
	Spring, 2017	44	44	10	2	100
Poland	Spring, 2018	65	22	8	5	100
	Spring, 2017	65	25	5	5	100
Spain	Spring, 2018	41	40	14	4	100
	Spring, 2017	47	28	18	6	100
Sweden	Spring, 2018	40	50	8	2	100
	Spring, 2017	39	52	8	1	100
United Kingdom	Spring, 2018	45	39	11	5	100
	Spring, 2017	43	41	10	6	100
Australia	Spring, 2018	34	51	12	3	100
	Spring, 2017	29	50	17	4	100
Indonesia	Spring, 2018	31	24	26	19	100
	Spring, 2017	35	27	19	19	100
Japan	Spring, 2018	49	35	10	7	100
	Spring, 2017	43	40	9	8	100
Philippines	Spring, 2018	38	29	26	7	100
	Spring, 2017	26	29	31	14	100

		Q22c. I'd like your opinion about some possible international concerns for (survey country). Do you think that ____ is a major threat, a minor threat or not a threat to (survey country)? c. Russia's power and influence				
		Major threat	Minor threat	Not a threat	DK/Refused	Total
South Korea	Spring, 2018	44	45	8	4	100
	Spring, 2017	46	39	9	6	100
Israel	Spring, 2018	28	43	26	3	100
	Spring, 2017	27	46	25	2	100
Tunisia	Spring, 2018	30	17	44	8	100
	Spring, 2017	33	17	36	14	100
Kenya	Spring, 2018	37	23	21	19	100
	Spring, 2017	39	18	21	23	100
Nigeria	Spring, 2018	33	25	22	21	100
	Spring, 2017	29	23	29	19	100
South Africa	Spring, 2018	38	23	23	15	100
	Spring, 2017	33	23	22	23	100
Argentina	Spring, 2018	33	18	28	21	100
	Spring, 2017	24	21	30	25	100
Brazil	Spring, 2018	43	22	23	13	100
	Spring, 2017	31	25	27	17	100
Mexico	Spring, 2018	31	30	22	16	100
	Spring, 2017	23	30	26	21	100

		Q22d. I'd like your opinion about some possible international concerns for (survey country). Do you think that ____ is a major threat, a minor threat or not a threat to (survey country)? d. global climate change				
		Major threat	Minor threat	Not a threat	DK/Refused	Total
United States	Spring, 2018	59	23	16	2	100
	Spring, 2017	56	26	16	2	100
	April, 2016	53	30	15	3	100
	Spring, 2013	40	37	20	3	100
	May, 2012	45	32	19	3	100
Canada	Spring, 2018	66	25	9	0	100
	Spring, 2017	60	28	11	2	100
	Spring, 2016	61	26	9	3	100
	Spring, 2013	54	34	10	2	100
France	Spring, 2018	83	14	3	0	100
	Spring, 2017	72	20	7	0	100
	Spring, 2016	73	20	5	1	100
	Spring, 2013	54	33	13	0	100
Germany	Spring, 2018	71	23	4	2	100
	Spring, 2017	63	30	5	1	100
	Spring, 2016	65	28	6	1	100
	Spring, 2013	56	37	7	1	100
Greece	Spring, 2018	90	6	4	0	100
	Spring, 2017	79	14	6	1	100
	Spring, 2016	84	10	5	1	100
	Spring, 2013	87	9	4	1	100

		Q22d. I'd like your opinion about some possible international concerns for (survey country). Do you think that ____ is a major threat, a minor threat or not a threat to (survey country)? d. global climate change				
		Major threat	Minor threat	Not a threat	DK/Refused	Total
Hungary	Spring, 2018	66	26	6	2	100
	Spring, 2017	59	33	6	2	100
	Spring, 2016	66	26	6	1	100
Italy	Spring, 2018	71	16	8	4	100
	Spring, 2017	65	25	6	5	100
	Spring, 2016	72	19	6	2	100
	Spring, 2013	64	27	5	4	100
Netherlands	Spring, 2018	70	22	6	1	100
	Spring, 2017	64	29	6	1	100
	Spring, 2016	56	34	9	1	100
Poland	Spring, 2018	55	31	10	5	100
	Spring, 2017	42	37	13	7	100
	Spring, 2016	54	28	12	6	100
	Spring, 2013	45	37	13	4	100
Spain	Spring, 2018	81	13	5	0	100
	Spring, 2017	89	7	4	1	100
	Spring, 2016	89	7	3	1	100
	Spring, 2013	64	26	8	1	100
Sweden	Spring, 2018	69	26	4	0	100
	Spring, 2017	64	32	3	1	100
	Spring, 2016	64	31	4	1	100
United Kingdom	Spring, 2018	66	23	7	4	100
	Spring, 2017	59	30	7	4	100
	Spring, 2016	58	28	11	3	100
	Spring, 2013	48	35	13	4	100
Russia	Spring, 2018	43	33	18	7	100
	Spring, 2017	35	43	19	4	100
	Spring, 2013	46	34	14	6	100
Australia	Spring, 2018	60	29	9	1	100
	Spring, 2017	58	29	12	2	100
	Spring, 2016	60	28	9	2	100
	Spring, 2013	52	34	12	2	100
Indonesia	Spring, 2018	56	20	12	12	100
	Spring, 2017	56	24	11	9	100
	Spring, 2013	59	27	8	6	100
Japan	Spring, 2018	75	18	4	3	100
	Spring, 2017	67	26	4	3	100
	Spring, 2016	68	21	8	3	100
	Spring, 2013	72	21	5	2	100
Philippines	Spring, 2018	67	18	13	2	100
	Spring, 2017	65	20	13	2	100
	Spring, 2013	66	26	7	1	100

		Q22d. I'd like your opinion about some possible international concerns for (survey country). Do you think that ____ is a major threat, a minor threat or not a threat to (survey country)? d. global climate change				
		Major threat	Minor threat	Not a threat	DK/Refused	Total
South Korea	Spring, 2018	86	9	3	1	100
	Spring, 2017	79	17	3	1	100
	Spring, 2013	85	9	4	2	100
Israel	Spring, 2018	38	40	18	4	100
	Spring, 2017	38	40	18	4	100
	Spring, 2013	30	48	18	4	100
Tunisia	Spring, 2018	61	18	16	5	100
	Spring, 2017	44	16	20	20	100
	Spring, 2013	62	14	10	15	100
Kenya	Spring, 2018	71	18	9	2	100
	Spring, 2017	76	11	10	3	100
	Spring, 2016	71	16	10	2	100
	Spring, 2013	57	28	9	7	100
Nigeria	Spring, 2018	41	26	21	12	100
	Spring, 2017	43	28	20	9	100
	Spring, 2016	42	29	20	9	100
	Spring, 2013	41	32	17	10	100
South Africa	Spring, 2018	59	20	16	5	100
	Spring, 2017	59	20	13	8	100
	Spring, 2016	59	20	13	8	100
	Spring, 2013	48	26	15	11	100
Argentina	Spring, 2018	73	11	10	6	100
	Spring, 2017	76	10	9	5	100
	Spring, 2013	71	13	9	7	100
Brazil	Spring, 2018	72	9	12	7	100
	Spring, 2017	67	15	9	9	100
	Spring, 2013	76	15	7	2	100
Mexico	Spring, 2018	80	11	6	3	100
	Spring, 2017	72	17	7	3	100
	Spring, 2013	52	26	13	10	100

		Q22e. I'd like your opinion about some possible international concerns for (survey country). Do you think that ____ is a major threat, a minor threat or not a threat to (survey country)? e. the Islamic militant group known as ISIS				
		Major threat	Minor threat	Not a threat	DK/Refused	Total
United States	Spring, 2018	62	29	7	2	100
	Spring, 2017	74	21	4	2	100
	April, 2016	80	16	3	2	100
Canada	Spring, 2018	54	34	9	3	100
	Spring, 2017	55	34	8	3	100
	Spring, 2016	63	26	7	4	100
France	Spring, 2018	87	12	0	0	100
	Spring, 2017	88	10	2	1	100
	Spring, 2016	91	6	2	1	100
Germany	Spring, 2018	68	26	5	1	100
	Spring, 2017	77	19	3	2	100
	Spring, 2016	85	14	1	1	100
Greece	Spring, 2018	69	15	13	4	100
	Spring, 2017	79	11	8	2	100
	Spring, 2016	73	18	7	2	100
Hungary	Spring, 2018	59	28	10	3	100
	Spring, 2017	64	26	5	5	100
	Spring, 2016	70	23	5	2	100
Italy	Spring, 2018	80	10	6	3	100
	Spring, 2017	85	10	2	2	100
	Spring, 2016	87	9	2	1	100
Netherlands	Spring, 2018	67	28	4	1	100
	Spring, 2017	67	29	3	1	100
	Spring, 2016	72	24	3	1	100
Poland	Spring, 2018	59	28	9	5	100
	Spring, 2017	66	23	8	4	100
	Spring, 2016	73	20	4	3	100
Spain	Spring, 2018	75	16	6	3	100
	Spring, 2017	88	7	3	3	100
	Spring, 2016	93	5	1	1	100
Sweden	Spring, 2018	61	33	6	0	100
	Spring, 2017	54	40	5	1	100
	Spring, 2016	69	27	3	0	100
United Kingdom	Spring, 2018	64	26	6	4	100
	Spring, 2017	70	22	4	3	100
	Spring, 2016	79	16	2	3	100
Russia	Spring, 2018	62	24	7	7	100
	Spring, 2017	58	30	10	3	100
Australia	Spring, 2018	59	33	6	2	100
	Spring, 2017	59	34	5	1	100
	Spring, 2016	61	36	3	1	100
Indonesia	Spring, 2018	81	8	4	6	100
	Spring, 2017	74	12	6	8	100

		Q22e. I'd like your opinion about some possible international concerns for (survey country). Do you think that ____ is a major threat, a minor threat or not a threat to (survey country)? e. the Islamic militant group known as ISIS				
		Major threat	Minor threat	Not a threat	DK/Refused	Total
Japan	Spring, 2018	52	30	11	6	100
	Spring, 2017	62	24	6	7	100
	Spring, 2016	69	19	8	4	100
Philippines	Spring, 2018	79	11	8	2	100
	Spring, 2017	70	14	10	6	100
South Korea	Spring, 2018	63	26	9	2	100
	Spring, 2017	62	27	9	2	100
Israel	Spring, 2018	47	28	22	3	100
	Spring, 2017	63	24	11	3	100
Tunisia	Spring, 2018	81	7	9	3	100
	Spring, 2017	79	7	10	4	100
Kenya	Spring, 2018	64	14	12	9	100
	Spring, 2017	73	12	9	6	100
	Spring, 2016	67	13	12	8	100
Nigeria	Spring, 2018	61	15	12	12	100
	Spring, 2017	55	17	16	12	100
	Spring, 2016	53	20	15	12	100
South Africa	Spring, 2018	43	21	18	18	100
	Spring, 2017	45	18	17	20	100
	Spring, 2016	53	15	14	17	100
Argentina	Spring, 2018	53	15	15	17	100
	Spring, 2017	54	13	15	18	100
Brazil	Spring, 2018	53	13	18	15	100
	Spring, 2017	52	16	16	16	100
Mexico	Spring, 2018	34	20	20	26	100
	Spring, 2017	40	20	15	25	100

In 2016, item asked "the Islamic militant group in Iraq and Syria known as ISIS".

		Q22f. I'd like your opinion about some possible international concerns for (survey country). Do you think that ____ is a major threat, a minor threat or not a threat to (survey country)? f. cyberattacks from other countries				
		Major threat	Minor threat	Not a threat	DK/Refused	Total
United States	Spring, 2018	74	20	4	2	100
	Spring, 2017	71	23	3	2	100
	April, 2016	72	22	3	3	100
Canada	Spring, 2018	57	34	6	2	100
	Spring, 2017	47	40	8	6	100
	Spring, 2016	49	38	8	5	100
France	Spring, 2018	67	29	4	0	100
	Spring, 2017	64	28	6	1	100
	Spring, 2016	68	24	6	2	100
Germany	Spring, 2018	66	27	4	3	100
	Spring, 2017	66	28	3	3	100
	Spring, 2016	66	28	3	4	100
Greece	Spring, 2018	63	14	8	14	100
	Spring, 2017	51	23	11	15	100
	Spring, 2016	41	25	16	18	100
Hungary	Spring, 2018	35	39	12	13	100
	Spring, 2017	36	39	10	14	100
	Spring, 2016	48	35	7	10	100
Italy	Spring, 2018	45	25	11	20	100
	Spring, 2017	43	25	12	20	100
	Spring, 2016	51	29	8	12	100
Netherlands	Spring, 2018	72	24	2	2	100
	Spring, 2017	57	36	5	2	100
	Spring, 2016	52	40	5	3	100
Poland	Spring, 2018	53	26	9	13	100
	Spring, 2017	47	28	11	14	100
	Spring, 2016	56	26	4	13	100
Spain	Spring, 2018	59	30	10	1	100
	Spring, 2017	65	21	7	7	100
	Spring, 2016	67	20	8	6	100
Sweden	Spring, 2018	55	38	6	1	100
	Spring, 2017	44	44	8	5	100
	Spring, 2016	52	42	5	1	100
United Kingdom	Spring, 2018	64	27	5	4	100
	Spring, 2017	61	29	5	5	100
	Spring, 2016	55	34	5	6	100
Russia	Spring, 2018	36	31	18	15	100
	Spring, 2017	34	35	23	9	100
Australia	Spring, 2018	58	35	5	3	100
	Spring, 2017	51	41	5	4	100
	Spring, 2016	47	45	5	4	100
Indonesia	Spring, 2018	56	17	10	18	100
	Spring, 2017	52	21	9	18	100

		Q22f. I'd like your opinion about some possible international concerns for (survey country). Do you think that ____ is a major threat, a minor threat or not a threat to (survey country)? f. cyberattacks from other countries				
		Major threat	Minor threat	Not a threat	DK/Refused	Total
Japan	Spring, 2018	81	11	4	4	100
	Spring, 2017	76	15	4	6	100
	Spring, 2016	71	18	6	4	100
Philippines	Spring, 2018	69	16	11	4	100
	Spring, 2017	64	19	11	5	100
South Korea	Spring, 2018	81	14	3	2	100
	Spring, 2017	77	16	4	3	100
Israel	Spring, 2018	42	41	11	6	100
	Spring, 2017	38	42	16	4	100
Tunisia	Spring, 2018	65	16	14	5	100
	Spring, 2017	40	17	18	25	100
Kenya	Spring, 2018	65	16	10	9	100
	Spring, 2017	64	15	12	9	100
	Spring, 2016	61	16	12	10	100
Nigeria	Spring, 2018	47	21	14	17	100
	Spring, 2017	47	27	15	11	100
	Spring, 2016	42	29	15	14	100
South Africa	Spring, 2018	61	19	10	10	100
	Spring, 2017	55	18	13	14	100
	Spring, 2016	54	20	13	13	100
Argentina	Spring, 2018	58	15	14	13	100
	Spring, 2017	54	17	14	16	100
Brazil	Spring, 2018	61	14	15	9	100
	Spring, 2017	59	16	14	12	100
Mexico	Spring, 2018	60	22	12	6	100
	Spring, 2017	54	21	13	12	100

		Q22g. I'd like your opinion about some possible international concerns for (survey country). Do you think that ____ is a major threat, a minor threat or not a threat to (survey country)? g. North Korea's nuclear program				
		Major threat	Minor threat	Not a threat	DK/Refused	Total
United States	Spring, 2018	58	31	9	2	100
	Spring, 2013	59	28	7	5	100
Canada	Spring, 2018	47	34	16	3	100
	Spring, 2013	47	34	13	6	100
France	Spring, 2018	55	32	12	1	100
	Spring, 2013	52	34	13	0	100
Germany	Spring, 2018	47	35	16	3	100
	Spring, 2013	55	33	9	3	100
Greece	Spring, 2018	63	12	17	8	100
	Spring, 2013	54	21	18	8	100
Hungary	Spring, 2018	51	28	17	4	100
Italy	Spring, 2018	56	19	18	7	100
	Spring, 2013	62	22	7	9	100
Netherlands	Spring, 2018	39	41	17	3	100
Poland	Spring, 2018	53	25	13	9	100
	Spring, 2013	57	25	11	7	100
Spain	Spring, 2018	59	25	13	3	100
	Spring, 2013	47	30	18	5	100
Sweden	Spring, 2018	41	40	17	1	100
United Kingdom	Spring, 2018	40	37	18	6	100
	Spring, 2013	45	35	12	7	100
Russia	Spring, 2018	30	35	24	11	100
	Spring, 2013	39	35	14	12	100
Australia	Spring, 2018	47	39	12	2	100
	Spring, 2013	47	36	12	4	100
Indonesia	Spring, 2018	57	16	12	15	100
	Spring, 2013	39	26	22	13	100
Japan	Spring, 2018	73	16	8	2	100
	Spring, 2013	77	16	5	1	100
Philippines	Spring, 2018	61	17	16	6	100
	Spring, 2013	61	26	9	4	100
South Korea	Spring, 2018	67	23	10	1	100
	Spring, 2013	82	13	4	1	100
Israel	Spring, 2018	36	36	25	3	100
	Spring, 2013	42	37	18	3	100
Tunisia	Spring, 2018	41	11	38	10	100
	Spring, 2013	21	16	42	21	100
Kenya	Spring, 2018	56	18	11	15	100
	Spring, 2013	39	26	23	12	100
Nigeria	Spring, 2018	41	20	20	19	100
	Spring, 2013	15	18	39	27	100
South Africa	Spring, 2018	46	18	19	17	100
	Spring, 2013	25	24	25	26	100

		Q22g. I'd like your opinion about some possible international concerns for (survey country). Do you think that ____ is a major threat, a minor threat or not a threat to (survey country)? g. North Korea's nuclear program				
		Major threat	Minor threat	Not a threat	DK/Refused	Total
Argentina	Spring, 2018	50	13	17	21	100
	Spring, 2013	36	16	23	25	100
Brazil	Spring, 2018	59	14	16	11	100
	Spring, 2013	55	22	16	8	100
Mexico	Spring, 2018	57	20	12	11	100
	Spring, 2013	37	25	22	15	100

		Q22h. I'd like your opinion about some possible international concerns for (survey country). Do you think that ____ is a major threat, a minor threat or not a threat to (survey country)? h. the condition of the global economy				
		Major threat	Minor threat	Not a threat	DK/Refused	Total
United States	Spring, 2018	44	36	16	4	100
	Spring, 2017	37	45	14	4	100
Canada	Spring, 2018	41	43	12	4	100
	Spring, 2017	33	48	14	5	100
France	Spring, 2018	46	37	15	2	100
	Spring, 2017	45	39	14	2	100
Germany	Spring, 2018	29	55	13	3	100
	Spring, 2017	22	53	20	5	100
Greece	Spring, 2018	88	6	6	1	100
	Spring, 2017	88	5	6	1	100
Hungary	Spring, 2018	28	47	18	8	100
	Spring, 2017	37	45	12	6	100
Italy	Spring, 2018	50	28	12	11	100
	Spring, 2017	56	29	8	8	100
Netherlands	Spring, 2018	28	48	21	3	100
	Spring, 2017	21	52	23	5	100
Poland	Spring, 2018	23	41	23	13	100
	Spring, 2017	25	39	23	13	100
Spain	Spring, 2018	57	32	9	2	100
	Spring, 2017	72	16	9	3	100
Sweden	Spring, 2018	27	54	12	6	100
	Spring, 2017	20	60	14	5	100
United Kingdom	Spring, 2018	41	38	14	7	100
	Spring, 2017	37	44	11	8	100
Russia	Spring, 2018	40	34	15	12	100
	Spring, 2017	38	41	14	7	100
Australia	Spring, 2018	43	42	10	5	100
	Spring, 2017	42	45	9	4	100
Indonesia	Spring, 2018	60	19	10	11	100
	Spring, 2017	58	23	11	7	100
Japan	Spring, 2018	52	31	9	8	100
	Spring, 2017	51	31	10	8	100

		Q22h. I'd like your opinion about some possible international concerns for (survey country). Do you think that ____ is a major threat, a minor threat or not a threat to (survey country)? h. the condition of the global economy				
		Major threat	Minor threat	Not a threat	DK/Refused	Total
Philippines	Spring, 2018	48	24	24	4	100
	Spring, 2017	46	30	20	4	100
South Korea	Spring, 2018	74	19	5	2	100
	Spring, 2017	77	17	3	3	100
Israel	Spring, 2018	35	47	15	3	100
	Spring, 2017	33	45	18	3	100
Tunisia	Spring, 2018	66	15	14	4	100
	Spring, 2017	62	16	13	10	100
Kenya	Spring, 2018	58	25	12	5	100
	Spring, 2017	70	15	10	5	100
Nigeria	Spring, 2018	49	23	17	11	100
	Spring, 2017	53	25	17	6	100
South Africa	Spring, 2018	54	25	14	8	100
	Spring, 2017	48	25	15	12	100
Argentina	Spring, 2018	67	14	11	9	100
	Spring, 2017	66	16	10	8	100
Brazil	Spring, 2018	66	15	11	8	100
	Spring, 2017	57	21	11	11	100
Mexico	Spring, 2018	63	22	10	5	100
	Spring, 2017	65	24	8	4	100